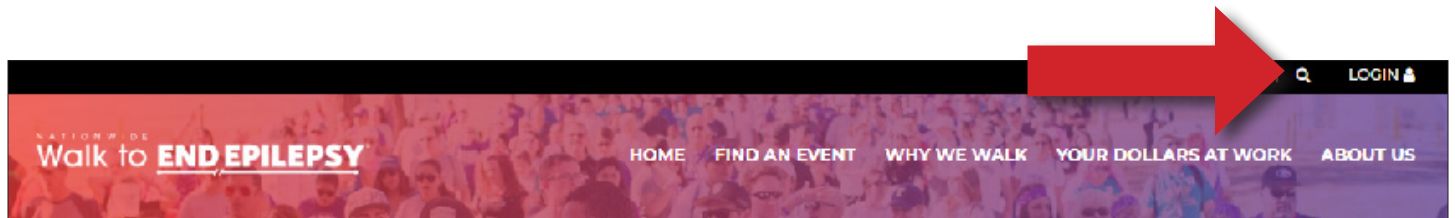


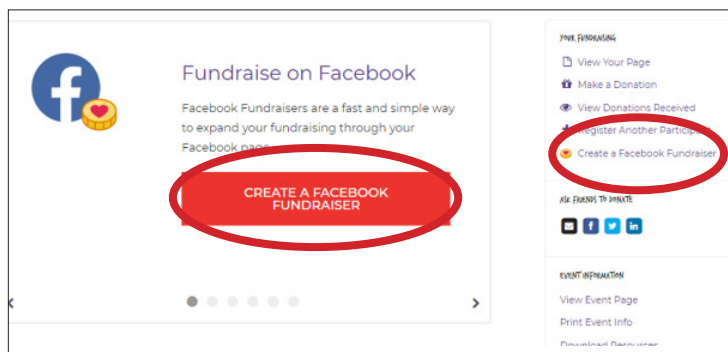
FACEBOOK FUNDRAISER HOW-TO GUIDE

Registered participants can now log in to their Participant Center on their event website and set up a Facebook Fundraiser. All donations received through your Facebook Fundraiser will be credited to your individual fundraising webpage.

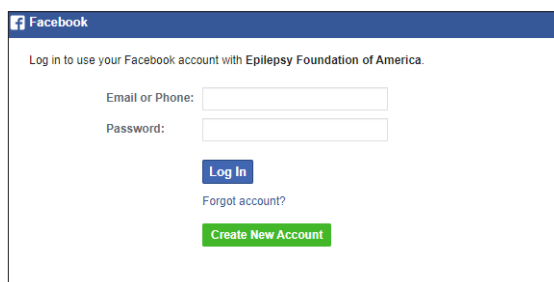
1. Log in to your online Participant Center through your event website.



2. Create a Facebook Fundraiser, On your “Dashboard” once you’ve logged in, you’ll see a carousel of options to further engage on your Participant Center, as well as a list of options under the “Your Fundraising” side bar – select “Create a Facebook Fundraiser” to get your Participant Center connected



3. Log into Facebook If you are not already logged into Facebook, it will ask you to Log In to Facebook with you current Facebook account information.



FACEBOOK FUNDRAISER HOW-TO GUIDE

4. The final steps In Facebook, the fundraiser will automatically pull-in your story and fundraising goal. You can invite friends to donate, share or post on your Fundraiser. You can also further personalize your fundraiser!

Please note: Any future changes will not automatically update between you Participant Center and your Facebook Fundraiser.

The screenshot shows a Facebook fundraiser page for 'Monique's Fundraiser for Walk to END EPILEPSY 2020 - DC'. The page is divided into several sections:

- Left Sidebar:** Contains navigation options like 'Fundraisers', 'About', 'Expired', 'Manage', and a list of shortcuts including 'Monique's Fundraiser', 'Sarah's Birthday Fund', 'Angela's fundraiser for', 'I will fight for every time', 'Fight for Air Climb', and a '+ Raise Money' button.
- Top Banner:** A purple banner with the text 'Monique is participating in Walk to END EPILEPSY 2020 - DC to support Epilepsy Foundation of America on April 18, which is 12 days away.' and the Epilepsy Foundation logo.
- Image:** A large image showing several hands of different skin tones stacked together in a supportive gesture.
- Profile Section:** Features Monique's profile picture, the fundraiser title 'Monique's Fundraiser for Walk to END EPILEPSY 2020 - DC', and the description 'Fundraiser for Epilepsy Foundation of America by Monique Hughes'. Below this are buttons for 'Invite', 'Donate', 'Share', and 'More'.
- Progress Section:** Shows '\$100 raised of \$500' and a progress bar. Below the bar, it says 'Dora Vander Schaaf Wainsky and 1 other donated'.
- Right Sidebar:** Contains several widgets:
 - Fundraiser Progress:** A small chart showing 'This fundraiser raised \$100. You're on your way!' and statistics: 2 donated, 0 invited, 0 shared.
 - Invite Friends:** A section with a red envelope icon and text: 'People who invite friends raise more money. We recommend inviting about 105 people.'
 - Add Friends to fundraiser...:** A list of friends with 'Invite' buttons: Leah Hughes, Sam Engelsgjerd, and Mike Hughes.
 - Share Update:** A section with a red envelope icon and text: 'Introduce your fundraiser by sharing it on News Feed. Tell friends why you're...'.

Questions? Be sure to contact your local event staff under the "Contact Us" tab!